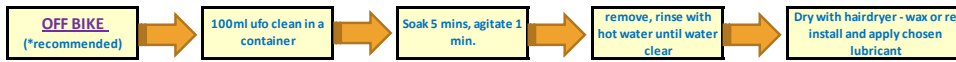


****For full information refer to Chain Clean Prep FAQ guide - instructions tab****

****UFO CLEAN MUST BE "DRIVETRAIN" version not ufo clean for bearings**

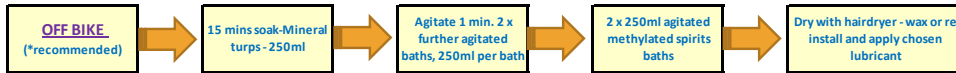
NEW Chains with Factory Grease Ceramic Speed UFO CLEAN (*recommended)



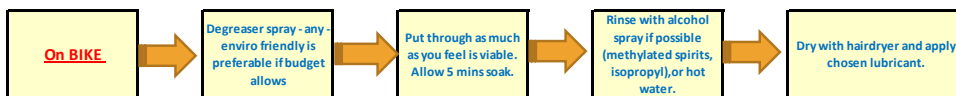
NEW Chains with Factory Grease

Solvent Clean (mineral turps / white spirits + methylated spirits / denatured alcohol or degreaser spray

**Check google / local hardware store for equivalent solvent if above not available or called a different name*



Campy chains 4 baths total vs 3, sram chains 5 baths.



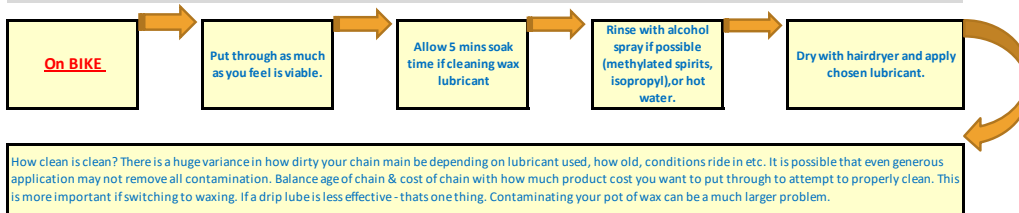
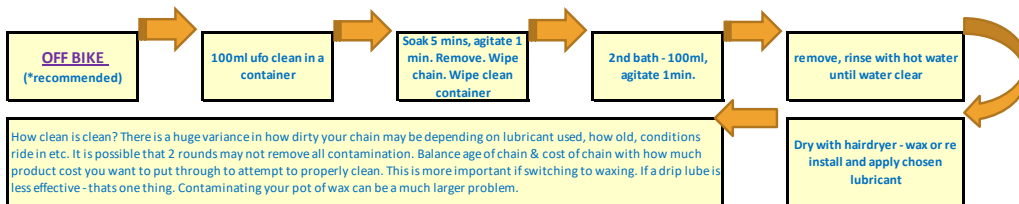
**Take care re braking surfaces*

Clip on chain cleaners can be a good option if removing chain - ever - is not for you - much less product dripping onto floor / braking surfaces - however they need a lot of baths due to small reservoir. Again recommend UFO Clean for solvent if possible due to it being extremely concentrated and able to absorb a lot of contaminated lubricant

****UFO CLEAN MUST BE "DRIVETRAIN" version not ufo clean for bearings**

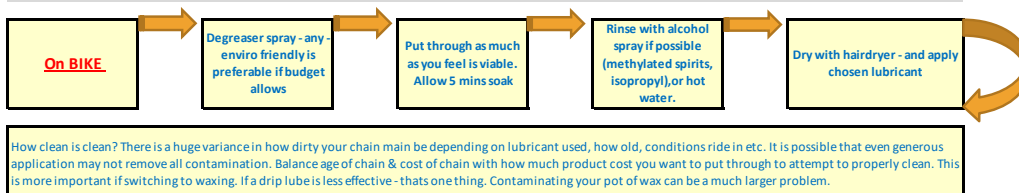
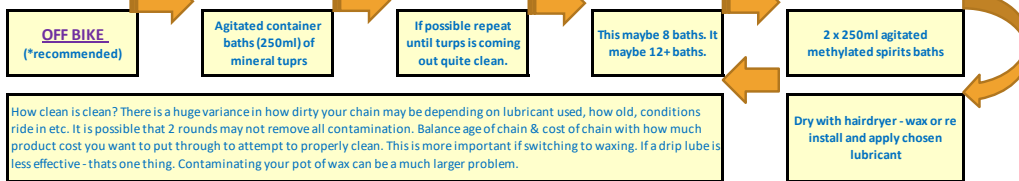
Existing used chains

Ceramic Speed UFO CLEAN (*recommended)



Existing used chains

Solvent Clean (mineral turps / white spirits + methylated spirits / denatured alcohol or degreaser spray



****For full information refer to Chain Clean Prep FAQ guide - instructions tab****