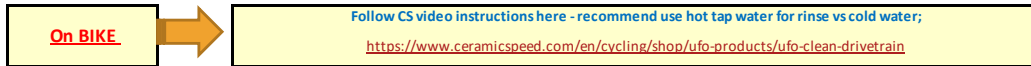
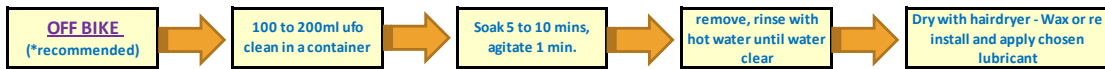


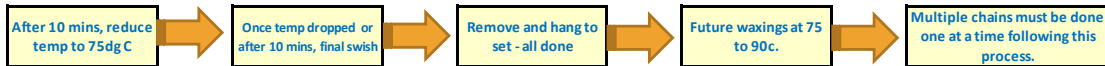
****For full information refer to the Full chain prep guide****

****UFO CLEAN MUST BE "DRIVETRAIN" version not ufo clean for bearings**

NEW Chains with Factory Grease Ceramic Speed UFO DT CLEAN or Silca Chain Stripper

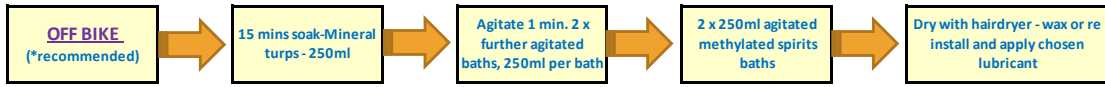


NEW Chains with Factory Grease Silca STRIP CHIP

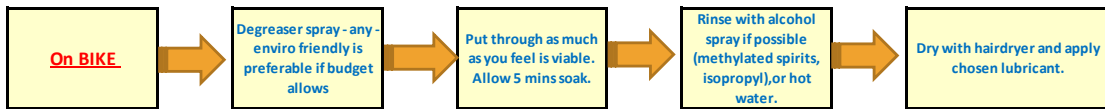


NEW Chains with Factory Grease Solvent Clean (mineral turps / white spirits + methylated spirits / denatured alcohol or degreaser spray)

**Check google / local hardware store for equivalent solvent if above not available or called a different name*



Campy chains 4 baths total vs 3, sram chains 5 baths.



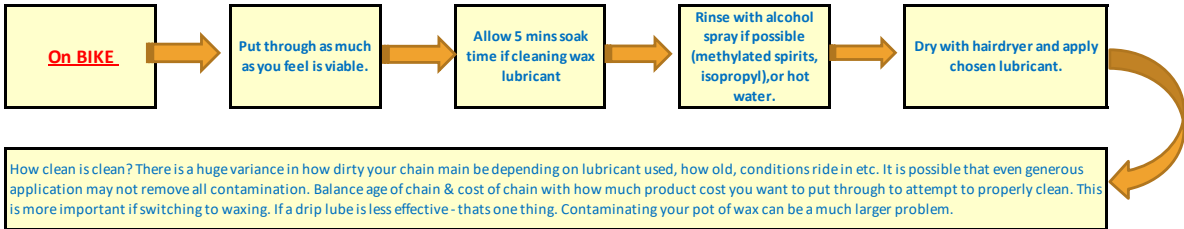
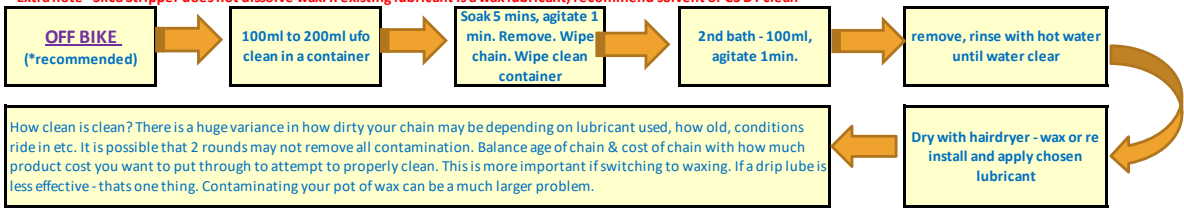
**Take care re braking surfaces*

Clip on chain cleaners can be a good option if removing chain - ever - is not for you - much less product dripping onto floor / braking surfaces - however they need a lot of baths due to small reservoir. Again recommend UFO Clean for solvent if possible due to it being extremely concentrated and able to absorb a lot of contaminated lubricant

****UFO CLEAN MUST BE "DRIVETRAIN" version not ufo clean for bearings**

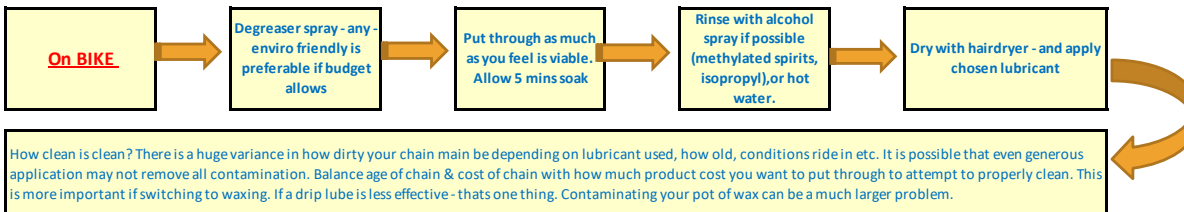
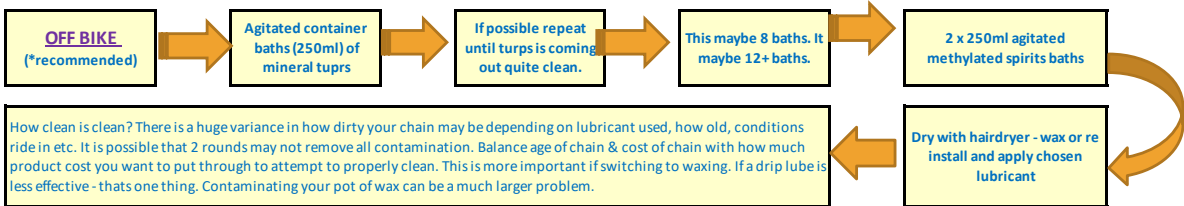
Existing used chains Ceramic Speed UFO DT CLEAN or Silca Stripper

***Note - due to high contamination from chain and cost of UFO DT Clean or Silca chain stripper - it is recommended to use solvent clean for used chains**
***Extra note - Silca Stripper does not dissolve wax. If existing lubricant is a wax lubricant, recommend solvent or CS DT clean**



Existing used chains

Solvent Clean (mineral turps / white spirits + methylated spirits / denatured alcohol or degreaser spray)



****For full information refer to Chain Clean Prep FAQ guide - instructions tab****